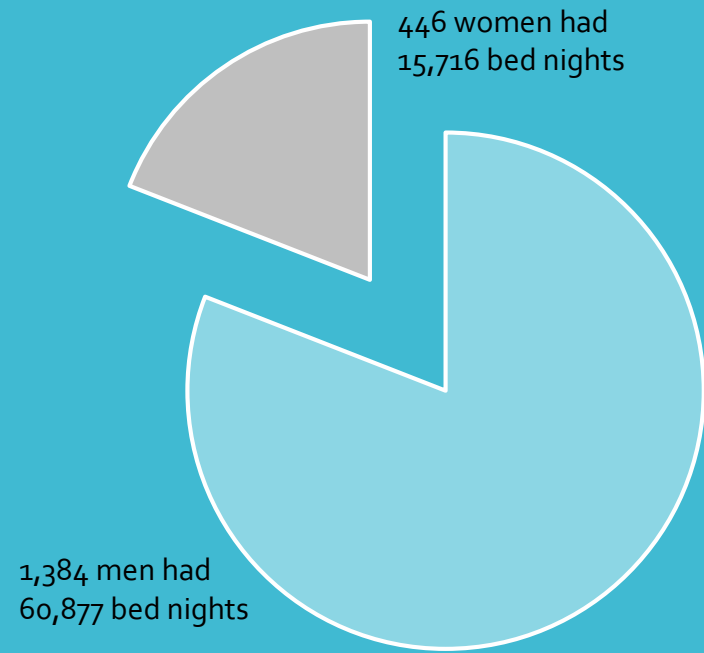


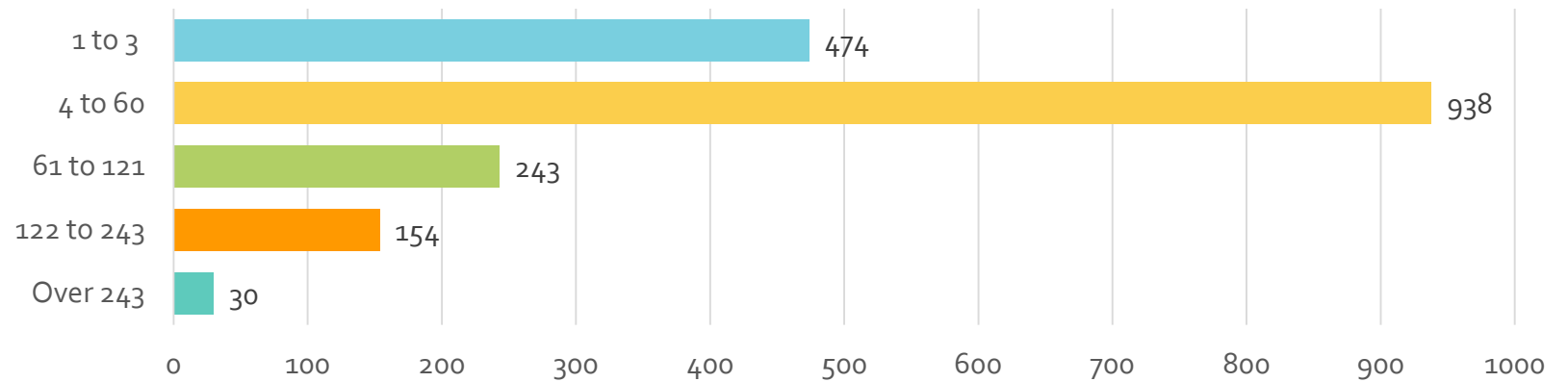
Staying at OSS

Average Monthly Bed Nights and Length of Stay Across Age and Gender at the City Operated Low-Barrier Emergency Shelter

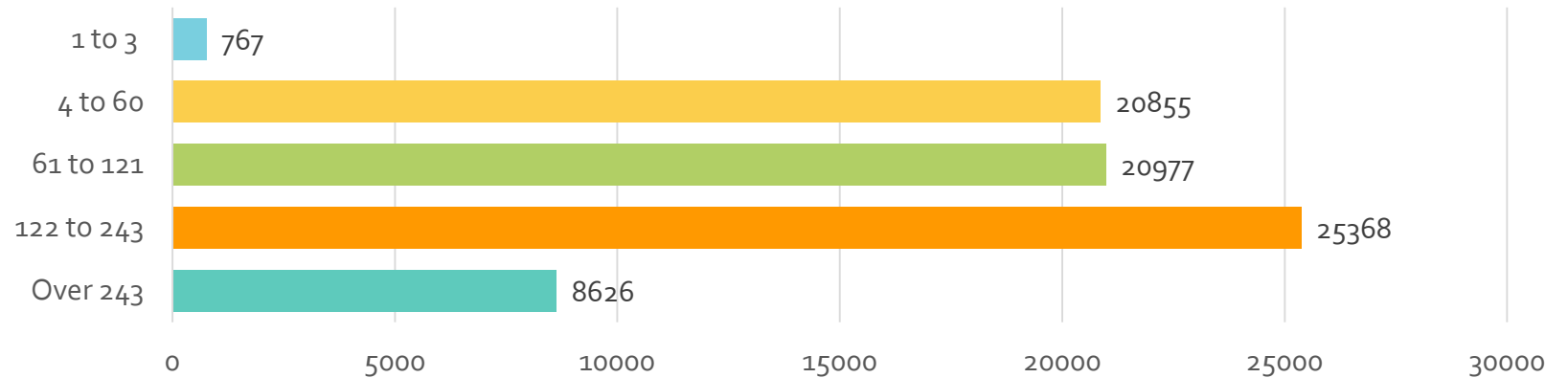
Total 2018 Bed Nights: by Gender



Shelter Stays: 1,839 Unduplicated Individuals



Total Bed Nights: 76,983



Staying at OSS

Stayed 1 to 3 nights

Stayed 4 to 60 nights

Stayed 61 to 121 nights

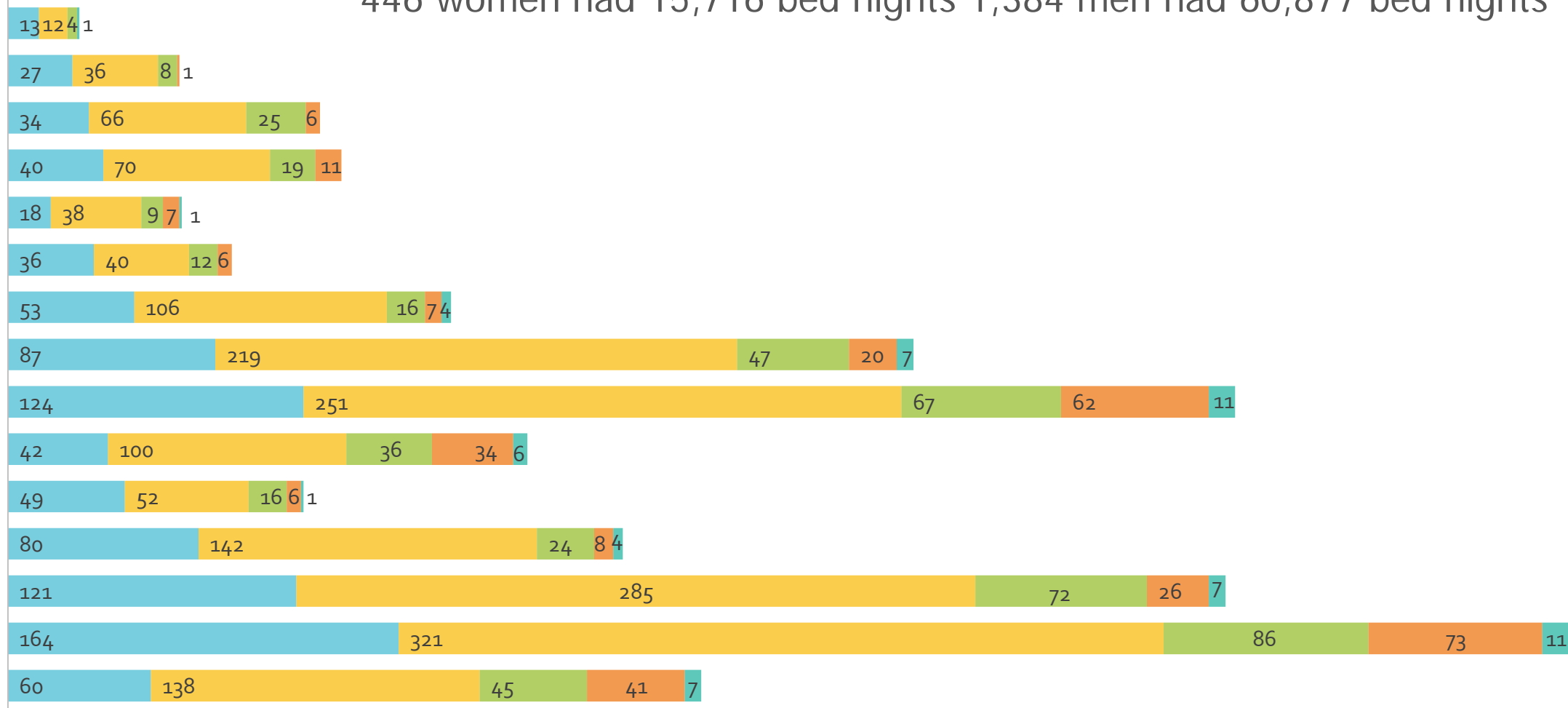
Stayed 122 to 243 nights

Stayed over 243 nights

Length of Stay in 2018: 1,839 Unduplicated Individuals by Age and Gender

446 women had 15,716 bed nights 1,384 men had 60,877 bed nights

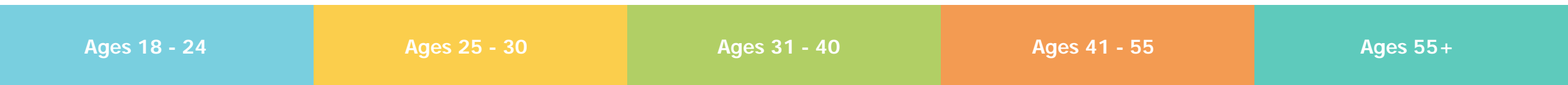
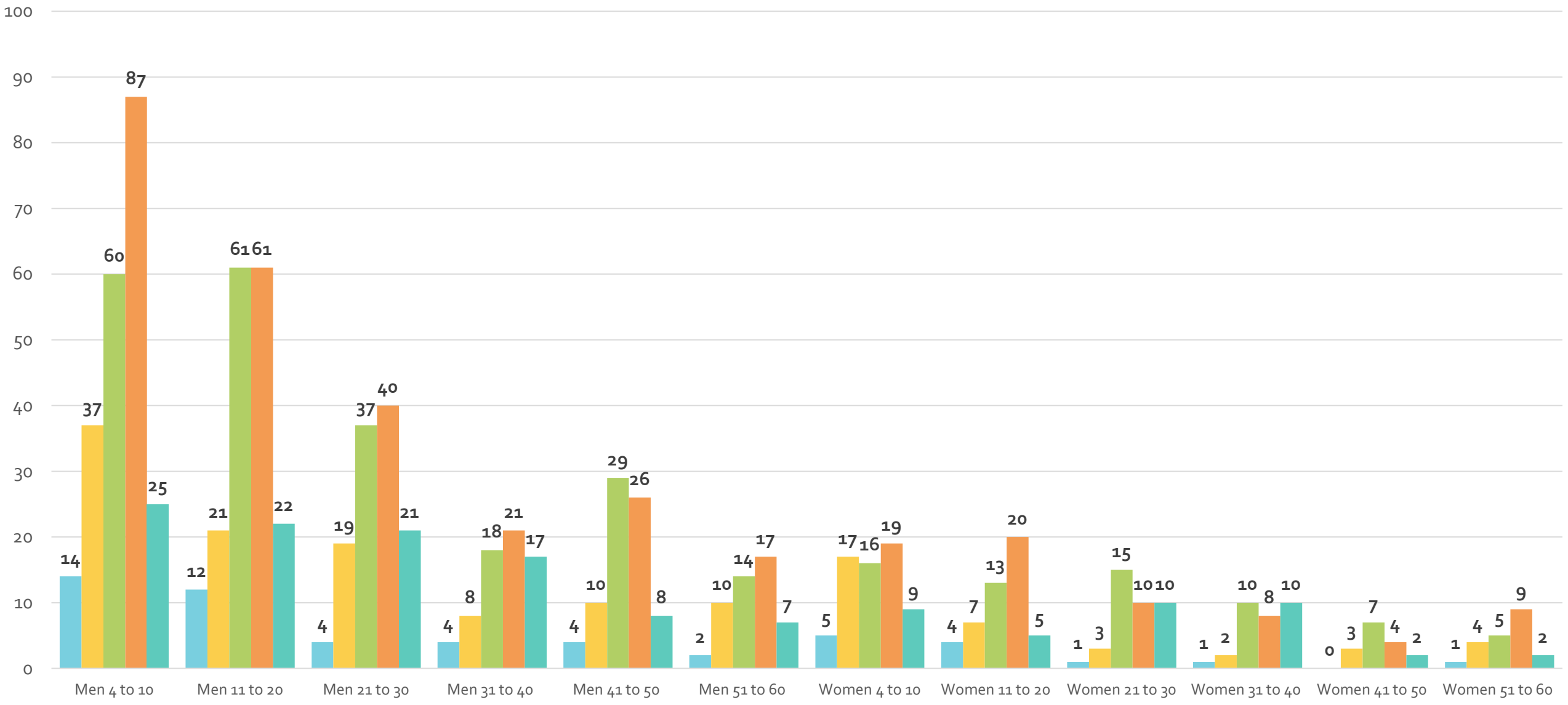
18 - 24: Women
 25 - 30: Women
 31 - 40: Women
 41 - 55: Women
 55 +: Women
 18 - 24: Men
 25 - 30: Men
 31 - 40: Men
 41 - 55: Men
 55 +: Men
 18 - 24: All
 25 - 30: All
 31 - 40: All
 41 - 55: All
 55 +: All



	55 +: All	41 - 55: All	31 - 40: All	25 - 30: All	18 - 24: All	55 +: Men	41 - 55: Men	31 - 40: Men	25 - 30: Men	18 - 24: Men	55 +: Women	41 - 55: Women	31 - 40: Women	25 - 30: Women	18 - 24: Women
1 to 3	60	164	121	80	49	42	124	87	53	36	18	40	34	27	13
4 to 60	138	321	285	142	52	100	251	219	106	40	38	70	66	36	12
61 to 121	45	86	72	24	16	36	67	47	16	12	9	19	25	8	4
122 to 243	41	73	26	8	6	34	62	20	7	6	7	11	6	1	0
Over 243	7	11	7	4	1	6	11	7	4	0	1	0	0	0	1

STAYED 4 – 60 DAYS AT OSS: 938 UNDUPLICATED INDIVIDUALS

716 MEN HAD 15,929 BED NIGHTS; 222 WOMEN HAD 5,103 BED NIGHTS



Oxford Street Shelter Bed Nights 2018

- On 1/28/2019 270 individuals slept at the shelter
- On Average, 211 people stayed at OSS per night
- An individual stayed an average of 42 nights
- The median length of stay was 17 days

Average Bed Night: average number of people at OSS on any given night in a month

